



140  
kg



EN361:2002



3 700671 402215

### FLY'IN

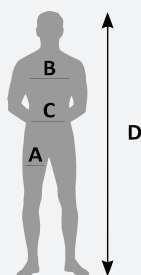
**Attachment Points:** 2 ideally positioned chest attachment textile loops, and a dorsal attachment D-ring for fall arrest.

**Adaptability:** Fully adjustable shoulder, chest & thigh straps.

**Convenience:** Shoulder straps have combination buckles. Thigh & chest straps are provided with automatic buckles for easy adjustment. 2 web keepers on shoulder straps for easy placement of free lanyards.

**Ergonomics:** Specially cushioned mesh net for better shock absorption & comfort of the user.

**Size:** L-XXL




<b>A</b>	Thigh	65-95cm
<b>B</b>	Chest	114-134cm
<b>C</b>	Waist	75-125cm
<b>D</b>	Stature	170-200cm


### Recommended Situations




Lattice metallic structure



Scaffolding



Horizontal plan



Inclined plan